

**ACRYLIC PRIMER** – One-component, filling acrylic primer intended for levelling surfaces coated with putty and old paint coatings. Perfect for spot repairs. Very short drying time allowing for making quick repairs is the main advantage of the primer. VOC II/B/e limit = 840g/l VOC < 720 g/l.

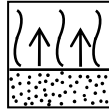
Vol. (ml)	Name	Article no.	Colour	units/pack.
500	Acrylic primer	34402	Grey	6
		34412	Black	6



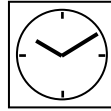
Shake for 2 min.



Apply 2-3 coats



5-10 min.



15-30 min./20°C  
15 min./60°C



P360-500



P800-1000




Clean the valve for 5 s

**WHEEL SPRAY** – Fast-drying spray coat, intended mainly for renovation and repair of rims and caps made of steel and aluminium. Has very good coating, durable gloss, resistance to water, petrol and atmospheric conditions. VOC II/B/e limit = 840g/l VOC < 690 g/l.

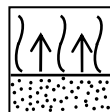
Vol. (ml)	Name	Article no.	Colour	units/pack.
500	Wheel spray	34102	Silver	6
		34112	Steelwheel	6
		34122	Matt black	6
		34132	Black	6



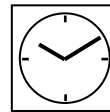
Shake for 2 min.



Apply 2-4 coats



5-10min.



2 h/20°C




Clean the valve for 5 s

**CLEARCOAT** – One-component, thermoplastic product with a high gloss, very good levelling and easy to polish. Perfect for spot repairs. Available in Glossy and Matt versions. VOC II/B/e limit = 840g/l VOC < 670 g/l

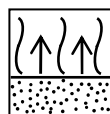
Vol. (ml)	Name	Article no.	Colour	units/pack.
500	Clearcoat	34002	Colourless	6
		90406	Colourless Matt	6



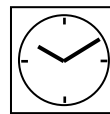
Shake for 2 min.



Apply 2-3 coats



5-10min.



2 h/20°C



Clean the valve for 5 s

**ANTIGRAVEL HS** – The product forms a durable, very flexible and coarse-grained layer that is resistant to the impact of stones. Protects against petrol, oil, water and salt. It also has sound-absorbing and sound-proofing properties. The product is based on synthetic resins; it does not contain asphalt or bitumen and can be coated with any clear coats. Ecological product with reduced solvent content. VOC II/B/e limit = 840g/l VOC < 590 g/l

Vol. (ml)	Name	Article no.	Colour	units/pack.
500	Antigravel HS	34252	Black	6



Degrease



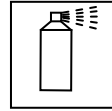
Sand-paper



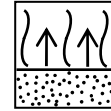
Degrease



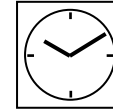
Shake for 2 min.



Apply 2-3 coats



5-10 min.



40-60 min./20°C



Clean the valve for 5 s

**ANTIGRAVEL MS** – The product forms a durable, very flexible and fine-grained layer that is resistant to the impact of stones. Protects against petrol, oil, water and salt. It also has sound-absorbing and sound-proofing properties. The product is based on synthetic resins; it does not contain asphalt or bitumen and can be coated with any clear coats. VOC II/B/e limit = 840g/l VOC < 580 g/l.

Vol. (ml)	Name	Article no.	Colour	units/pack.
500	Antigravel MS	34202	Black	6
		34212	Grey	6
		34222	White	6



Degrease



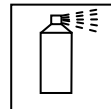
Sand-paper



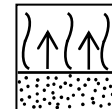
Degrease



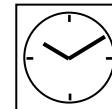
Shake for 2 min.



Apply 2-3 coats



5-10 min.



40-60 min./20°C



Clean the valve for 5 s

**CAVITY WAX** – Perfect protection against corrosion. Resistant to atmospheric factors and to weak acids and bases. It has good penetration; penetrating deep inside slots forms a flexible and tight coating protecting against water and salt. It has a very good ability to displace humidity from the substrate. VOC II/B/e limit = 840g/l VOC < 570 g/l.

Vol. (ml)	Name	Article no.	Colour	units/pack.
500	Cavity wax	34012	Clear	6



Shake for 2 min.



Apply the product into slots with the adapter




Clean the valve for 5 s

**CONTROL SPRAY** – A product designed to help control the sanding process of surfaces on which polyester putty or primer was applied. It is used to detect sanding scratches and unevenness. The application of a thin non-homogeneous layer helps easily detect the areas and extent for required further processing. Extremely short drying time lets you almost instantly commence sanding work. VOC II/B/e limit = 840g/l VOC < 740 g/l

Vol. (ml)	Name	Article no.	Colour	units/pack.
500	Control spray	34022	Black	6



Shake for 2 min.



Spray 1 coat

Leave for 3-5 min.

Sand-paper

Clean the valve for 5 s

**STRUCTURE TOPCOAT** – Fast-drying decorative acrylic coat with very good covering properties, with a fine-grained texture which imitates plastic. VOC II/B/e limit = 840g/l VOC < 680 g/l


Vol. (ml)	Name	Article no.	Colour	units/pack.
500	Structure topcoat	34502	Black	6
		34512	Anthracite	6



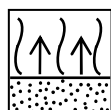
Degrease



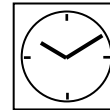
Shake for 2 min.



Apply 1-2 coats



5-10 min.




2 h/20 °C



Clean the valve for 5 s

**PLASTIC PRIMER** – Fast-drying, colourless primer that increases the adhesion of acrylic primers, acrylic and polyurethane coats for different substrate types (steel, galvanised steel, aluminium), especially plastic (including polypropylene and its mixtures). VOC II/B/e limit = 840g/l VOC < 710 g/l

Vol. (ml)	Name	Article no.	Colour	units/pack.
500	Plastic primer	34482	Yellowish	6



Degrease




Sand-paper



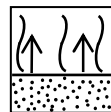
Degrease



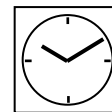
Shake for 2 min.



Apply 1-2 coats



5-10 min.



15 min./20 °C




Clean the valve for 5 s

**ACRYLIC TOPCOAT** – Fast-drying thermoplastic acryl topcoat with very good covering properties. VOC II/B/e limit = 840g/l VOC < 715 g/l.

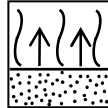
Vol. (ml)	Name	Article no.	Colour	units/pack.
500	Acrylic topcoat	34312	Glossy white	6
		34302	Glossy black	6
		34342	Satin black	6
		34352	Matt black	6



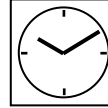
Shake for 2 min.



Apply 2-3 coats



5-10 min.



2 h/20°C

## PAINT REMOVER


The product is intended for removing the majority of paint types and other coatings from various surfaces (e.g. metal, stone, wood, glass, asphalt or concrete). It acts by effectively and quickly penetrating the coating and weakening its bonding to the substrate to enable easy removal.

The product has a gel consistency. Approximate yield: 0.8 m<sup>2</sup>. Test the resistance of the substrate to damage from the product before use. The spray must have an ambient temperature and the substrate temperature should be from +5 to +30°C. Shake before application. The peak effectiveness and removal time ranges from 15 to 60 minutes, depending on the quality, type and age of the coating being removed. The process may require repeating in certain conditions. Remove the softened coating with suitable tools. The removed paint coating should be treated as chemical waste. VOC II/B/a limit = 850 g/l VOC < 449 g/l.

Capacity (ml)	Name	Part no.	Colour	Pcs./pack
500	Paint remover	34032	Clear	6



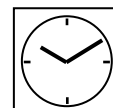
Shake for 2 min



Apply for 5 s



Clean the valve



Wait from 15 to 60 min



Strip the coating

**BITUMEN UNDERBODY COATING** – forms a flexible coat that resists weather, weak acids and alkalis, as well as stone chip damage. The coat displays sound-proofing and sound-dampening properties. The product is a one-component formula that dries fast and exhibits good hiding power.  
 VOC II/B/e limit = 840g/l VOC < 550 g/l.

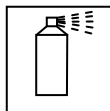
Capacity (ml)	Name	Part no.	Colour	Pcs. per pack
500	Bitumen Underbody Coating	90397	black	6



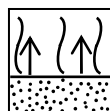
Degrease



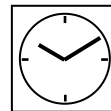
Shake for 2 min



Apply in 3-4 layers



5-10 min



60 min/20°C



Purge the valve for 5 s

**Other informations:**

The effectiveness of our systems results from laboratory research and many years of experience. The data contained herein meets the current knowledge about our products and their application potential. We ensure high quality, provided the user follows the instructions and the work is performed in accordance with good workmanship. It is necessary to do a test application of the product due to its potentially different reaction with different materials. We may not be held liable for defects if the final result was affected by factors beyond our control.